

TMR2905


High sensitivity, Low Noise TMR Magnetic Linear Sensor

Description

The TMR2905 linear sensor utilizes a unique push-pull Wheatstone bridge composed of four unshielded TMR sensor elements. The unique bridge design provides a high sensitivity differential output that is linearly proportional to a magnetic field applied parallel to the surface of the sensor package, and it provides superior temperature compensation of the output. The TMR2905 is available in SOP8 package and DFN8L (3 mm × 3 mm × 0.75 mm) package.

Features and Benefits

- Tunneling magnetoresistance (TMR) technology
- Ultra high sensitivity (50~60 mV/V/Gs)
- Large dynamic range
- Very low power consumption
- Excellent thermal stability
- Very low hysteresis
- Compatible with wide range of supply voltages
- Ultra low noise spectral density: < 2 nT/rt(Hz)@1Hz
- RoHS & REACH compliant

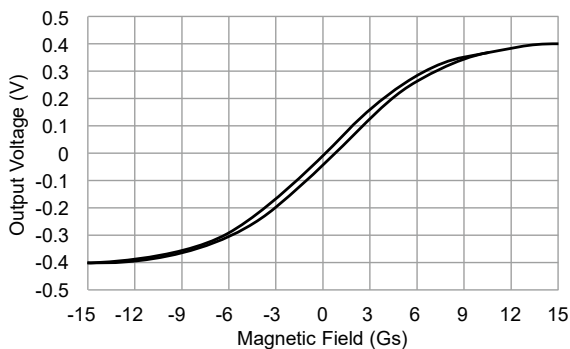


DFN8L

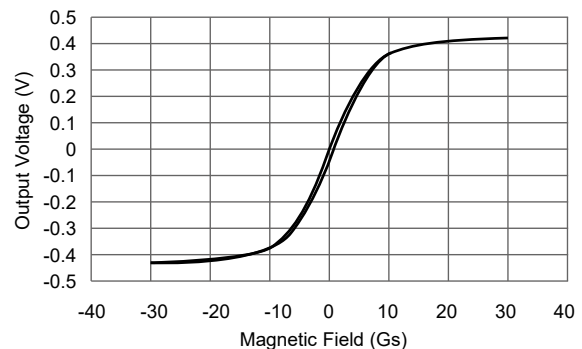
SOP8

Applications

- Weak magnetic field sensing
- Current sensors
- Position and displacement sensing



TMR2905 ±15Gs Output Curve



TMR2905 ±30Gs Output Curve

Selection Guide

Part Number	Linear Range	Resistance	Package	Packing Form
TMR2905SP	±5 Gs	5 kΩ	SOP8	Tape & Reel
TMR2905BP	±5 Gs	45 kΩ	SOP8	Tape & Reel
TMR2905SD	±5 Gs	5 kΩ	DFN8L	Tape & Reel
TMR2905BD	±5 Gs	45 kΩ	DFN8L	Tape & Reel

Catalogue

1. Operating Principle	03
2. Pin Configuration	03
3. Absolute Maximum Ratings	04
4. Electrical Specifications	04
5. Dimensions	05

1. Operating Principle

The TMR2905 sensing axis is as indicated by the arrow, being parallel to the printed surface and perpendicular to the horizontal Bx direction; the sensing direction is defined from the N pole toward the S pole, as indicated by the arrow in the figure below.

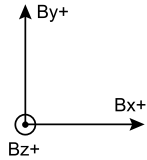


Figure 1-1. Definition of axis

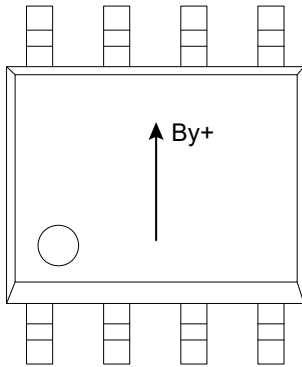


Figure 1-2. Axial diagram (SOP8 top view)

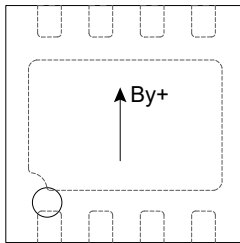


Figure 1-3. Axial diagram (DFN8L top view)

The TMR2905 output voltage varies linearly with the magnetic field along the sensing axis.

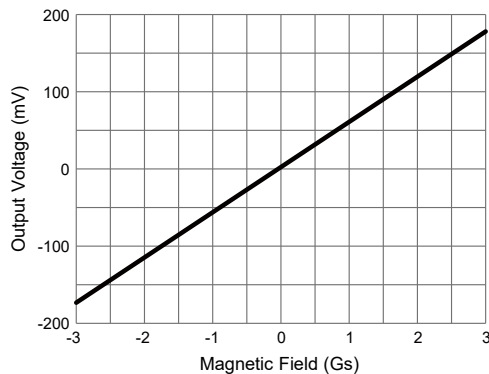


Figure 2. TMR2905 output curve

2. Pin Configuration

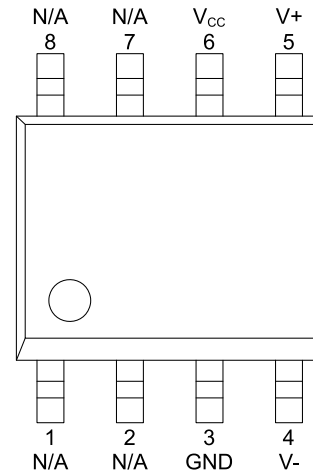


Figure 3-1. Pin configuration (SOP8)

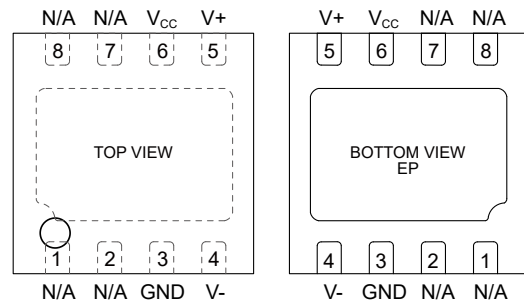


Figure 3-2. Pin configuration (DFN8L)

Pin Number	Name	Function
1, 2, 7, 8	N/A	Not connected
3	GND	Ground
4	V-	Analog differential output 2
5	V+	Analog differential output 1
6	V _{CC}	Supply voltage

3. Absolute Maximum Ratings

Parameters	Symbol	Min.	Max.	Unit
Supply voltage	V_{CC}	-	7	V
Reverse supply voltage	V_{RCC}	-	7	V
External magnetic field	B	-	4000	Gs
ESD performance (HBM)	V_{ESD}	-	4000	V
Operating ambient temperature	T_A	-40	125	°C
Storage ambient temperature	T_{STG}	-50	150	°C

4. Electrical Specifications

$V_{CC} = 1.0\text{ V}$, $T_A = 25\text{ °C}$, differential output unless otherwise specified

Parameter	Symbol	Condition	Min.	Typ.	Max.	Unit	Applicable Model
Supply Voltage	V_{CC}	Operating	-	1	7	V	All models
Supply Current ¹⁾	I_{CC}	Open output	-	0.2, 0.02	-	mA	All models
Resistance ²⁾	R_B	Between V_{CC} and GND	2	5	8	k Ω	TMR2905S
		Between V_{CC} and GND	35	45	55	k Ω	TMR2905B
Sensitivity	SEN	Fit in $\pm 5\text{ Gs}$	45	-	65	mV/V/Gs	All models
Saturation Magnetic Field	B_{SAT}	-	-	± 10	-	Gs	All models
Nonlinearity	NONL	Fit in $\pm 5\text{ Gs}$	-	2	-	%FS	All models
Offset Voltage	V_{OFFSET}	-	-30	-	30	mV/V	All models
Hysteresis	HYS	Fit in $\pm 30\text{ Gs}$	-	-	1	Gs	All models
		Fit in $\pm 2\text{ Gs}$	-	-	0.2	Gs	All models
Temperature Coefficient of Resistance	TCR_B	$B = 0\text{ Gs}$	-	-500	-	PPM/°C	All models
Temperature Coefficient of Sensitivity	TCS	-	-	-1100	-	PPM/°C	All models
Noise spectral density	N_i	@1Hz	-	2	-	nT/rt(Hz)	All models

1) $I_{CC} = V_{CC} / R_B$, and supply current changes linearly with supply voltage.

2) 45k Ω be defined TMR2905B, 5k Ω be defined TMR2905S, Custom resistance may be available upon request.

5. Dimensions

SOP8 Package

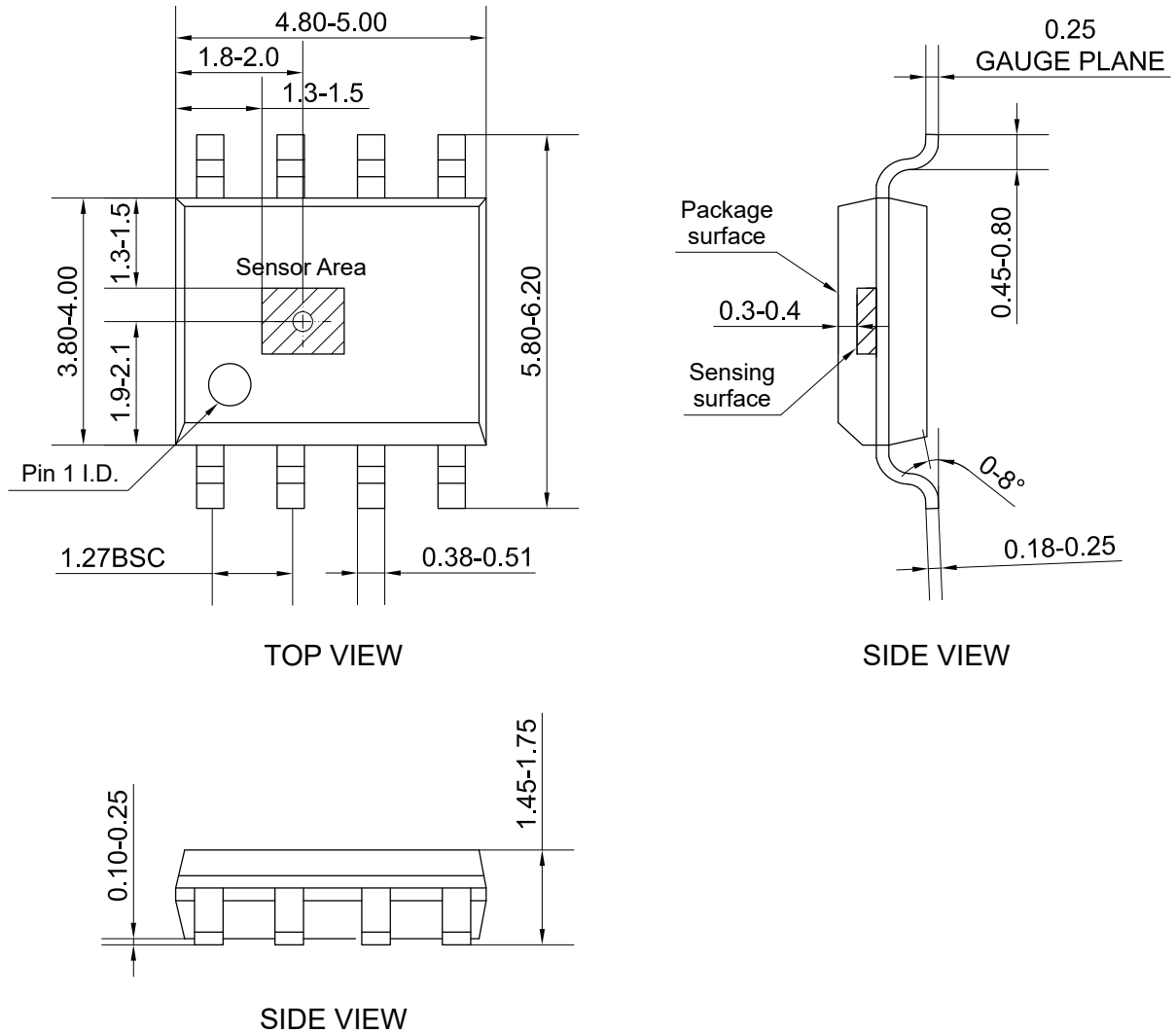


Figure 4. Package outline of SOP8 (unit: mm)

DFN8L Package

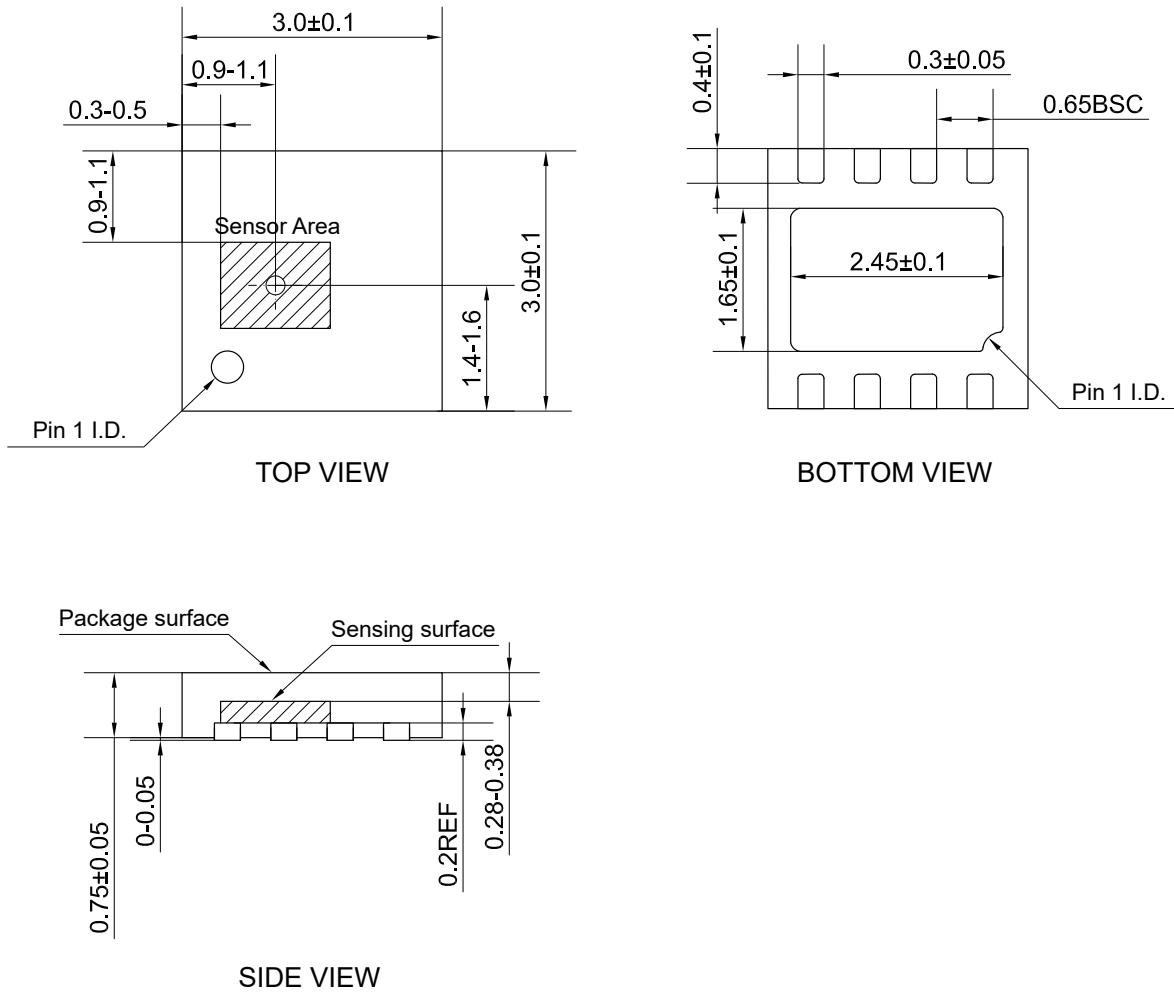


Figure 5. Package outline of DFN8L (unit: mm)

Copyright © 2026 by MultiDimension Technology Co., Ltd.

Information furnished herein by MultiDimension Technology Co., Ltd. (hereinafter MDT) is believed to be accurate and reliable. However, MDT disclaims any and all warranties and liabilities of any kind, with respect to any examples, hints or any performance or use of technical data as described herein and/or any information regarding the application of the product, including without limitation warranties of non-infringement of intellectual property rights of any third party. This document neither conveys nor implies any license under patent or other industrial or intellectual property rights. Customer or any third-party must further determine the suitability of the MDT products for its applications to avoid the applications default of customer or third-party. MDT accept no liability in this respect.

MDT does not assume any liabilities of any indirect, incidental, punitive, special or consequential damages (including without limitation of lost profits, lost savings, business interruption, costs related to the removal or replacement of any products or rework charges) whether or not such damages are based on tort (including negligence), warranty, breach of contract or any other legal theory. Notwithstanding any damages that customer might incur for any reason whatsoever, MDT's aggregate and cumulative liability towards customer for the products described herein shall be limited in accordance with the terms and conditions of commercial sale of MDT.

Absolute maximum ratings are the extreme limits the device will withstand without damage to the MDT product. However, the electrical and mechanical characteristics are not guaranteed as the maximum limits (above recommended operating conditions) are approached. MDT disclaims any and all warranties and liabilities of the MDT product will operate at absolute maximum ratings.

Specifications may change without notice.

Please download latest document from our official website www.dowaytech.com/en.

Recycling

The product(s) in this document should be disposed of at the end of the product(s) life using a qualified waste management company for recycling in accordance with local regulations.



No.2 Guangdong Road, Zhangjiang Free Trade Zone, Jiangsu, China

Web: www.dowaytech.com/en E-mail: info@dowaytech.com

